




PTSD & Anesthesia

Brian Tolly, MD

0

Outline

- Personal Interest
- Case
- Definition
- Incidence & Risk Factors
 - Civilian vs Veteran
- Diagnosis
- Preexisting vs Postoperative PTSD
- Neurobiology
- Perioperative Significance of PTSD
- Anesthetic Management
 - Emergence Agitation

Minneapolis VA Health Care System

1

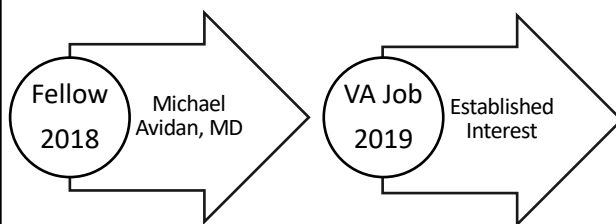
Objectives

- Describe the diagnostic criteria and incidence of post-traumatic stress disorder (PTSD) relative to veterans undergoing surgery
- Discuss the perioperative significance of preexisting PTSD based on current literature
- Describe perioperative considerations and management strategies for patients with PTSD
 - Emergence Agitation
- No Disclosures

Minneapolis VA Health Care System

2

Why am I talking about this?



- Why are vets waking up agitated?
 - PTSD contributing?
 - Evidence based prophylaxis?
- Strong PTSD and Brain Health Initiative between UMN and VA

Minneapolis VA Health Care System

3

3

BRAIN | SCIENCES | CENTER

- Home
- About Us
- People
- Brain Sciences Scholarship
- Anderson Chair
- Brain Sciences Chair
- Kunin Chair
- Facilities
- Maps & Directions
- FAQ
- Glossary

- Studies
- Brain Resilience Initiative
- Gulf War Illness
- Autoimmune Study
- CoQ10
- HLA
- SNI Study
- PTSD
- Brain Function
- Women Veterans & PTSD Project

- Related Links
- Cognitive Sciences
- UofM Neuroscience
- Minneapolis VAMC

Search

Post-traumatic Stress Disorder

Posttraumatic Stress Disorder

Veterans with exposure to combat & trauma: studies of brain function, cognition and adjustment

Brain Function

Women Veterans & PTSD Project

Brain Sciences Center

Mailing Address: (11B) VA Medical Center, One Veterans Drive, Minneapolis, MN 55417

Physical Address: (4S-130) VA Medical Center, One Veterans Drive, Minneapolis, MN 55417

4

Experiences of Military CRNAs with Service Personnel Who Are Emerging From General Anesthesia

MAJ John Tyler Wilson, CRNA, PhD, ANCC, USA
Marie E. Pokorny, RN, PhD

Open Access Case Report DOI: 10.7759/cureus.921

Emergence Delirium With Post-traumatic Stress Disorder Among Military Veterans

Son Nguyen ¹, Mila Pak ², Daniel Paoli ³, Donna F. Neff ⁴

1. Orlando VA Medical Center, Assistant Professor, Univ of Central Florida College of Medicine 2. Orlando VAMC, Courtesy Professor at UCF Nursing 3. Anesthesiology, Orlando VA 4. Associate Dean for Nursing Research, UCF College of Nursing

CASE REPORT

Dexmedetomidine as a Rescue Therapy for Emergence Delirium in Adults: A Case Series

Matthew D. Read, MD, Christopher V. Maani, MD, and Scott Blackwell, MD

CONTINUING EDUCATION

Management of Emergence Delirium in Adult PTSD Patients: Recommendations for Practice

Donnamarie Lovestrand, MSN, RN, CPAN, Steven Lovestrand, PhD, COI, Denise M. Beaumont, MSN, CRNA, MAJ Jonathan G. Yost, MSN, CRNA

5

Journal of Clinical Anesthesia 71 (2021) 110242

Contents lists available at ScienceDirect

Journal of Clinical Anesthesia

journal homepage: www.elsevier.com/locate/jclinane

ELSEVIER

Editorial

Posttraumatic stress disorder and anesthesia: Respect for the military veteran's mind

ARTICLE INFO

Keywords:
Anesthesia
PTSD
Veterans
Surgery
Perioperative
Emergence Agitation

Geriatric Anesthesia

■ NARRATIVE REVIEW ARTICLE

Adult Emergence Agitation: A Veteran-Focused Narrative Review

Brian Tolly, MD,*† Amr Waly, MD,* Garrett Peterson, DNP, CRNA, APRN,*
Christopher R. Erbes, PhD,‡§ Richard C. Prielipp, MD, MBA, FCCM,† and Ioanna Apostolidou, MD*†

6

6

**Case presentation:
70M presents for EBUS and Biopsy**

- PMH
 - Lung Nodule
 - Mild COPD
 - No significant cardiac disease
 - PTSD
- Social Hx
 - 1 PPD x 50 years
 - No EtOH or drug use
- Anesthesia Hx: “No problems”
- Meds
 - ASA 81 mg – primary prevention
 - Trazadone
 - Escitalopram
 - Tamsulosin

Minneapolis VA Health Care System

7

7

Case presentation: 70M for EBUS and Biopsy

- Do you routinely ask questions related to PTSD?
- Do you assess PTSD severity and how?
- How do you tailor the anesthesia plan to the pt?

Minneapolis VA Health Care System

8

8

PTSD

Post-Traumatic Stress Disorder

- Anxiety → Trauma-stressor related disorder
- DSM-5 Criteria
 - Death, injury, sexual violence (actual vs threat)
 - Experience, witness, or learn of
 - Core clusters:
 - Intrusion
 - Avoidance
 - Negative cognition + mood
 - Hyperarousal
- Acute stress disorder (<1 mo)
 - Combat and Operational Stress Reaction

Minneapolis VA Health Care System

DSM-5 criteria for PTSD

Trauma exposure	
Trauma	Actual or threatened violent death, serious injury or accident, or sexual violence
A. Exposure	Via any of the following: 1. Directly exposed to trauma 2. Eyewitness (in person) to others directly exposed to trauma 3. Learning of direct exposure to trauma of a close family member or close friend 4. Repeated or extreme exposure to aversive details of traumatic event (eg, trauma workers viewing human remains or repeatedly exposed to details of child abuse), in person or via work-related electronic media
Symptom groups B to E (symptoms beginning or worsening after the traumatic event)	
B. Intrusion	≥1 intrusion symptoms: 1. Recurrent, involuntary, distressing trauma memories 2. Recurrent, distressing trauma-related dreams 3. Dissociative reactions/flashbacks related to trauma 4. Intense or prolonged psychological distress to trauma reminders 5. Marked physiological reactions to trauma reminders
C. Avoidance	≥1 avoidance symptoms: 1. Avoidance/efforts to avoid distressing internal trauma reminders (memories, thoughts, feelings) 2. Avoidance or efforts to avoid distressing external trauma reminders (people, places, activities)
D. Negative cognition and mood	≥2 negative cognition/mood symptoms: 1. Amnesia for important parts of trauma exposure 2. Persistent, exaggerated negative beliefs about self, others, or the world 3. Persistent, distorted trauma-related cognitions leading to inappropriate blame of self/others 4. Persistent negative emotional state (eg, fear, horror, anger, guilt, shame) 5. Loss of interest or participation in significant activities 6. Detached/estranged feelings from others 7. Persistent loss of positive emotions (eg, happiness, satisfaction, love)
E. Hyperarousal	≥2 marked alterations in trauma-related arousal and reactivity: 1. Irritability and angry outbursts with little/no provocation (eg, verbal/physical aggression toward people/objects) 2. Reckless or self-destructive behavior 3. Hypervigilance 4. Exaggerated startle 5. Concentration problems 6. Sleep disturbance (eg, difficulty falling or staying asleep, restless sleep)
Additional criteria	
F. Duration	>1 month
G. Distress/impairment	Clinically significant distress; social/occupational/other important functioning impairment
H. Not attributable to another disorder	Independent of physiological effects of a substance (eg, medication, alcohol) or another medical condition

9

Trauma Exposure and PTSD Rates

- **Civilian Population**
 - Lifetime prevalence 6.1 – 9.2%
 - Sexual Relationship Violence: **33%**
 - MST, Rape
 - Interpersonal network traumatic experience: **30%**
 - Loved one dies, Life-threatening illness of a child
- **Wartime rates**
 - OIF/OEF: 23%
 - Gulf: 10.1%
 - Vietnam: 18.7-30.9%
 - Interpersonal violence: **12%**
 - Childhood abuse
 - Exposure to organized violence: **3%**
 - Kidnapped, refugee, civilian war zone
 - Participation in wartime atrocities and violence: **11%**
 - combat, witnessing death, discovering dead bodies
 - Other: **12%**
 - motor vehicle, natural disaster

Kilpatrick DG, et al. *J Trauma Stress*. 2013;26:537-547.
 Fulton JJ, et al. *J Anxiety Disord*. 2015;31:98-107.
 Kang HK, et al. *Am J Epidemiol*. 2003;157:141-148.
 Kulka RA, et al. New York, NY: Brunner/Mazel, 1990.
 Dohrenwend BP, et al. *Science*. 2006;313:979-982.
 Magruder K, et al. *Psychiatric Annals*. 2009;39:778-788.
 Minneapolis VA Health Care System

10

Risk and Resilience Factors

65-87% people exposed to severe trauma

General:

- Women
- Native Americans
- Low SE Status
- Poor support
 - widowed, divorced
- Childhood Abuse
- Initial reaction severity

Resilience:

- Secure relationship attachment
- Community Integration

Combat-specific:

- Unit cohesiveness
- Strong leadership
- Peer support/morale
- Higher military rank

Military:

- Pre-deployment:
 - Women
 - Low SE Status
 - Prior Trauma
 - Other MH diagnosis
- Intra-deployment:
 - # and length
 - TBI or Physical Injury

Minneapolis VA Health Care System

Kessler RC. *World Psychiatry*. 2014;13:265-274.
 Xue C. *PLoS One*. 2015;10:e0120270.
 Able ML. *Curr Psychiatry Rep*. 2019;21:58.
 Grieger TA. *Am J Psychiatry*. 2006;163:1777-1783.
 Koren D. *Am J Psychiatry*. 2005;162:276-282.
 Richter JC. *Psychosomatics*. 2006;47:223-230.
 Yurgil KA. *JAMA Psychiatry*. 2014;71:149-157.

11

Diagnosis

- Clinician Administered PTSD Scale (CAPS-5)
 - Labor intensive, 30-min interview
- Screens:
 - Primary care PTSD – 5 items
 - PCL-5 – 20 item checklist

In the past month, have you...

1. Had nightmares about the event(s) or thought about the event(s) when you did not want to?
YES / NO
2. Tried hard not to think about the event(s) or went out of your way to avoid situations that reminded you of the event(s)?
YES / NO
3. Been constantly on guard, watchful, or easily startled?
YES / NO
4. Felt numb or detached from people, activities, or your surroundings?
YES / NO
5. Felt guilty or unable to stop blaming yourself or others for the event(s) or any problems the event(s) may have caused?
YES / NO



Weathers FW. *Psychol Assess.* 2018;30:383-395.
 Bovin MJ. *Psychol Assess.* 2016;28:1379-1391.
 Arbisi PA. *Psychol Assess.* 2012;24:1034-1040.
 Minneapolis VA Health Care System

12

Postoperative Traumatic Stress

- Important distinction:
 - Stress phenotypes **subsequent** to surgery or acute medical illness
 - 12-25% of patients develop a stress-type reaction to surgery

Can J Anesth/J Can Anesth (2019) 66:1385–1395
<https://doi.org/10.1007/s12630-019-01418-4>

REVIEW ARTICLE/BRIEF REVIEW

Post-traumatic stress in the postoperative period: current status and future directions

Stress post-traumatique en période postopératoire : état de la situation et orientations futures

Renée El-Gabalawy, MA, PhD · Jordana L. Sommer, BA(Hons) · Robert Pietrzak, MPH, PhD · Donald Edmondson, PhD · Jitender Sareen, MD · Michael S. Avidan, MD · Eric Jacobsohn, MD

Minneapolis VA Health Care System

13

Postoperative Traumatic Stress

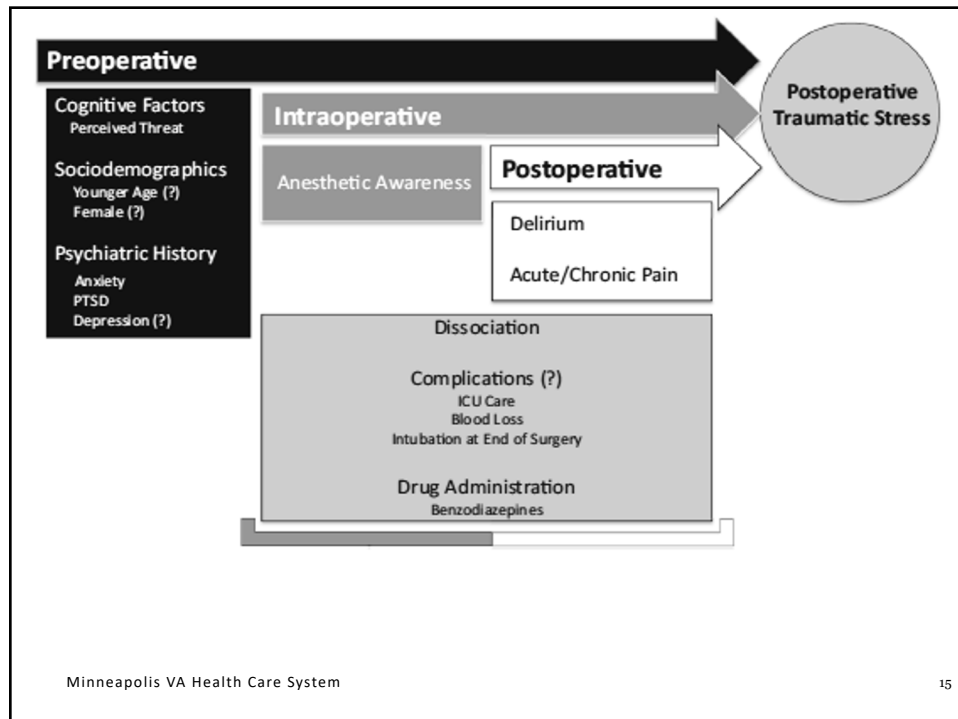
Illness-induced PTSD

- Enduring Somatic Threat (Edmundson 2014)
 - Future-oriented intrusions (cancer diagnosis)
 - Arousal linked to internal triggers (pain)
 - Behavioral Avoidance impossible because body is source of threat

Postop Risk Factors (El-Gabalawy 2019)

- Emergency and Cancer surgeries
- Treatment for pre-existing mental health disorders
 - Depression protective?
- Intraoperative awareness
 - 20-70% with PTSD symptoms (paralysis)
- Delirium
- Pain
- Need for ICU stay, blood loss, benzo administration?

14



15

Neurobiology

- Anatomical Model
 - Amygdala → Assesses fear and threat
 - Medial Prefrontal Cortex (mPFC) → Normally extinguishes amygdala
 - Hippocampus → Explicit memory formation and emotional context

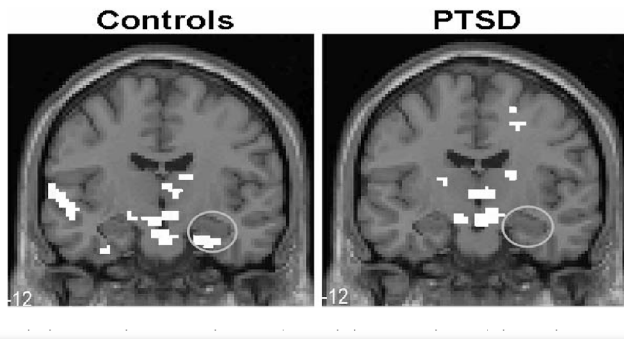
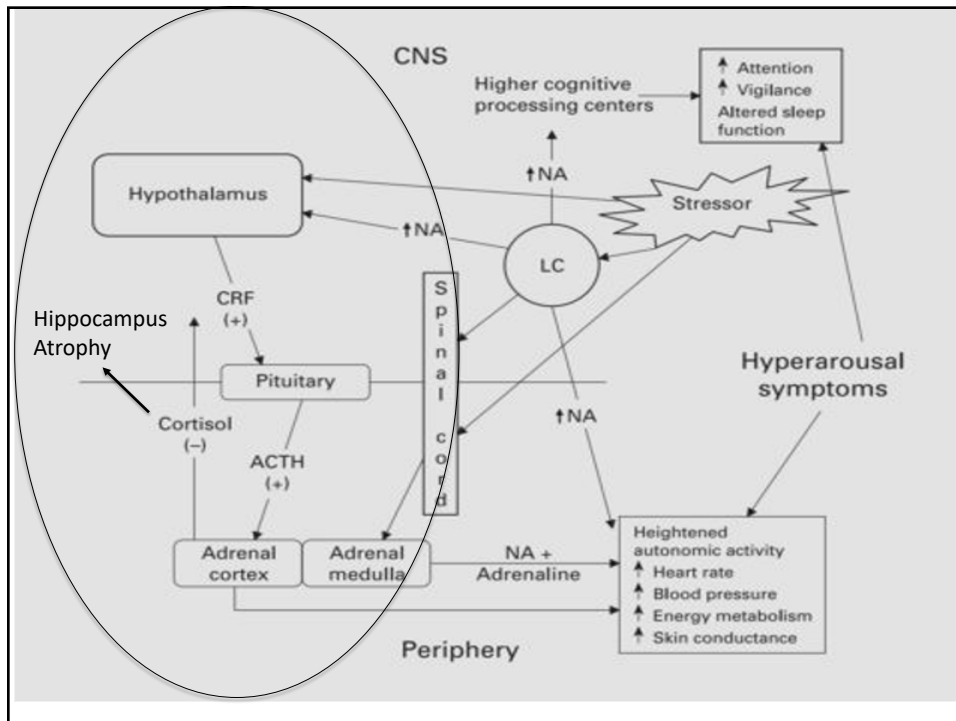


FIG. 2. Controls show more hippocampal activity (see circled area in right HPC) during the vMWT than the PTSD group.

Shin LM. Neuropsychopharmacology 2010;35:169-93.
 Sherin JE. Dialogues Clin Neurosci 2011;13:263-78.
 Shin LM. Ann N Y Acad Sci 2006;1071:67-79.
 Hughes KC. Expert Rev Neurother 2011;11:275-85.
 Liberzon I. Biol Psychiatry 1999;45:817-26.
 Gurvits TV. Biol Psychiatry 1996;40:1091-9. 16

16



17

Management

- Mental Health
 - Trauma-focused CBT
 - Exposure Therapy
 - Eye Movement De-sensitization
 - Cognitive Processing
 - Mindfulness & Relaxation
 - Grounding Maneuvers
- Medications
 - **SSRI** – Serotonin Syndrome, Plt dysfunction
 - **SNRI** – CYP 2D6 competition/inhibition
 - **TCA** – Anticholinergic, Conduction, Orthostasis
 - **MAOI** – HTN with ephedrine
 - **2nd Gen Antipsychotics** – EPS, NMS, metabolic
 - **Benzodiazepines**
 - **Other:**
 - Bupropion – lower seizure threshold
 - Trazadone
 - Prazosin

Ketamine
Stellate Ganglion Blocks!

Minneapolis VA Health Care System

18

Perioperative Significance

- **Common Problem in VA Medical Centers**
 - *Copeland 2015:*
 - >300,000 VA operations over 3-year period
 - 5.2 vs 4.5% surgical rate in patients with major mental health diagnosis
 - PTSD most common MH diagnosis in those needing surgery (7%)
 - *Brzezinski 2009*
 - PTSD diagnosis 7.7-8.8% presenting for non-emergency surgery in San Francisco
 - >400,000 surgeries annually across VAHCS

1. **Comorbidities**
2. **Mortality and other post-surgical metrics**
3. **Emergence Agitation**

Minneapolis VA Health Care System

Copeland LA. *BMC Surg.* 2015;15:74.
Massarweh NN. *Surgery.* 2019;165:261-262.
Brzezinski M et al. *ASA Abstracts.* 2009.

19

PTSD → Neuroendocrine activation, inflammation, oxidative stress...

Common Medical and Psychiatric Comorbidities in Veterans with PTSD	
Medical Disease	Mental Health
“Polytrauma triad” <ul style="list-style-type: none"> • TBI • Chronic Pain • PTSD 	Anxiety
Poor Baseline Cognitive Function → POD?	Depression
Poor sleep quality <ul style="list-style-type: none"> • OSA – HARD TO TREAT • Insomnia/Nightmares 	Elevated Suicide Risk
Coronary Artery Disease <ul style="list-style-type: none"> • CAD risk factors 	Substance Use: <ul style="list-style-type: none"> • Alcohol • Opiate Dependence • Marijuana • Tobacco
Metabolic Syndrome, Obesity, and Insulin Resistance	
Combat Injury and Physical Disability	

VULNERABLE POPULATION!

20

Acquired Cardiovascular Disease
Dao et al

Mortality

Clinical depression, posttraumatic stress disorder, and comorbid depression and posttraumatic stress disorder as risk factors for in-hospital mortality after coronary artery bypass grafting surgery

Tam K. Dao, PhD,^{a,b,c} Danny Chu, MD,^{b,d} Justin Springer, PhD,^{b,c} Raja R. Gopaldas, MD,^e Delcene S. Menefee, PhD,^{b,c} Thomas Anderson, PhD,^{b,c} Emily Hiatt, BA,^a and Quang Nguyen, PhD^{b,c}

Dao 2010

- 62,000 CABG
- 1,000 hospitals
- ~3% in-house mortality
- 14.7% PTSD diagnosis
- PTSD predicted higher mortality
 - Death 56.1%, Alive 13.4%
 - OR 2.09
- ANS dysfunction

Minneapolis VA Health Care System

Brzezinski 2009

- 1996-2008
- >10,000 non-emergent surgeries
- San Francisco VA
- >1 and 5 year mortality
 - OR > 30
- Controlled for CV disease risk factors
- ***Abstract

21

11

Other Post-surgical Outcomes

- **Prolonged use of opioid prescriptions in PTSD patients after elective knee surgery**
 - Rozet I et al. *Anesth Analg.* 2014
- **Eye cases: longer OR times, higher need for block, higher sedation requirements, higher pain scores**
 - Rapoport Y et al. *BMC Ophthalmol.* 2017
- **High risk of volatility – recent case series of 3 PTSD patients discharged AMA**
 - Brzezinski M et al. *Case Rep Anesthesiol.* 2017

} Pain management

} Communication and Patient Relationship

Minneapolis VA Health Care System

22

Emergence Agitation

CONTINUING EDUCATION

Management of Emergence Delirium in Adult PTSD Patients: Recommendations for Practice

Domamarie Lovstrand, MSN, RN, CPAN, Steven Lovstrand, PhD,
COL Denise M. Beaumont, MSN, CRNA, MAJ Jonathan G. Yost, MSN, CRNA

Open Access Case Report

DOI: 10.7759/cureus.921

Emergence Delirium With Post-traumatic Stress Disorder Among Military Veterans

Son Nguyen ¹, Mila Pak ², Daniel Paoli ³, Donna F. Neff ⁴

1. Orlando VA Medical Center, Assistant Professor, Univ of Central Florida College of Medicine 2. Orlando VAMC, Courtesy Professor at UCF Nursing 3. Anesthesiology, Orlando VA 4. Associate Dean for Nursing Research, UCF College of Nursing

Minneapolis VA Health Care System
23

23

Emergence Agitation vs. Postoperative Delirium

Anesthesia and Analgesia Tolly et al. 2021 Feb 1;132(2):353-364.

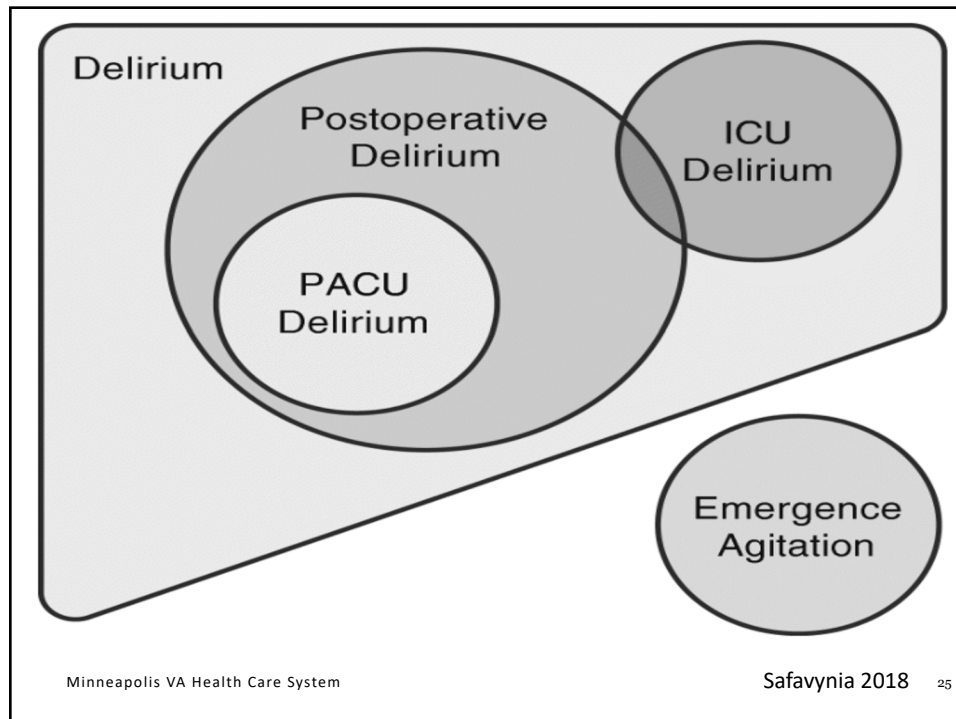
Table 2. Suggested Diagnostic Framework of Emergence Agitation Compared to Defining Features of Delirium

Variable	Emergence Agitation	Postoperative Delirium
Presenting symptoms ^{6,7}	Psychomotor hyperactivity Nonpurposeful response to commands	Acute onset of impaired consciousness Altered attention and cognition Hypo-, hyper-, and mixed motor subtypes Peak incidence rates 1–3 d postoperatively
Time-course features ⁶	Confined to emergence ⁸ Point of end emergence difficult to clinically ascertain Self-limited Brief (<30 min)	Fluctuating Typically resolves by 7 d or hospital discharge
Lucid interval following anesthetized state ^{1,6}	Usually not	<u>Common</u>
Assessment location ¹³	Usually confined to OR assessed by in-room anesthesia providers	Any postoperative location (PACU, ICU, wards)
Most common demographic ⁶	Children and young adults	Elderly
Commonly used diagnostic screens	RASS ²⁷ RSAS ²⁶ Aono 4-point scale ²⁸	CAM-ICU ⁸ NuDESC ³⁰ CAM-PACU ⁵
Significance ⁶	Immediate patient and staff safety concerns Unclear long-term consequences	Prolonged hospitalization Associated longer-term cognitive dysfunction Risk of decreased functional status Increased morbidity and mortality

Minneapolis VA Health Care System

24

24



Minneapolis VA Health Care System

Safavnia 2018 25

25

A conceptual model for mechanism of EA in Veterans with PTSD

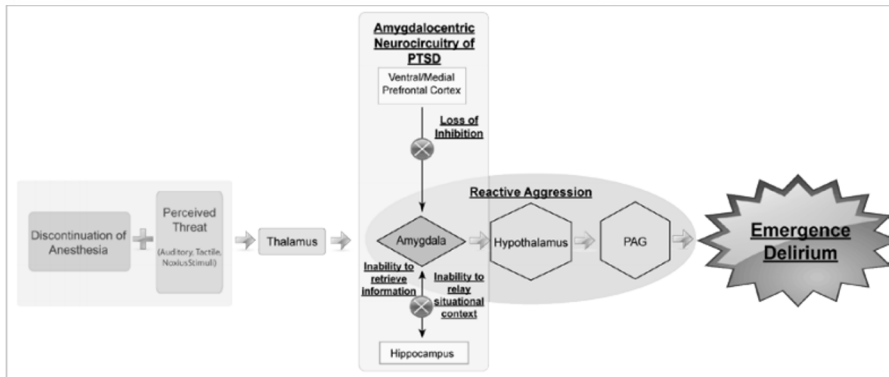


Figure. Theoretical Model of Amygdalocentric Neurocircuitry-Reactive Aggression
Progression of a perceived threat's stimulus through abnormal amygdalocentric neurocircuitry, activating the reactive aggression pathway, being displayed as emergence delirium.
(Adapted from Rauch et al.⁵)
Abbreviations: PAG, periaqueductal gray matter; PTSD, posttraumatic stress disorder.

Minneapolis VA Health Care System

McLott 2013 ²⁶

26

Why do we care?

- Self-limited, but long-term effects not known
- Not well quantified:
 - Dislodged tubes and catheters
 - Self-harm
 - Caregiver-harm
 - Hemorrhage
 - Resource utilization?
- Card et al → only **8%** of EA patients DID NOT go on to develop PACU delirium

CLINICAL PRACTICE

Emergence from general anaesthesia and evolution of delirium signs in the post-anaesthesia care unit

E. Card¹, P. Pandharipande, C. Tomes³, C. Lee³, J. Wood³, D. Nelson¹, A. Graves⁴, A. Shintani⁵, E. W. Ely⁶ and C. Hughes^{2,*}

Minneapolis VA Health Care System

27

27

Incidence & Risk Factors of EA

- Best data in ADULTS: **19%** (Card 2015)
- 30 Adult Studies: **2.5% - 90.5%** (Tolly 2021)
- **Patient Risk Factors:**
 - Male
 - Extremes of age
 - Smoker
 - PTSD?
- **Non-patient related risk factors**
 - Type of procedures:
 - ENT
 - Oral Surgery
 - Breast surgery
 - Volatile anesthetics
 - Higher pain scores in PACU
 - Indwelling tubes/catheters

Minneapolis VA Health Care System

28

28

ORIGINAL ARTICLES

Veteran Risk Factors for EA

The Incidence of and Risk Factors for Emergence Delirium in U.S. Military Combat Veterans

Jason M. McGuire, PhD, CRNA, CDR, NC, USN

- Link between mental health diagnoses and EA?
 - McGuire 2012
 - Incidence of agitation 20-27% in Veterans, 46% in those with MH diagnoses:
 - Risk Factors: State anxiety, PTSD, Depression
 - Umholtz 2016
 - PTSD retrospectively correlated with “PACU agitation” at VAHCS in New York
- Surveys of military anesthesiologists and CRNAs (Wilson 2014):
 - TBI, Age <30, Inhalation maintenance, Pain
- Case reports of malaria prophylaxis in Africa in 1990s (Gullahorn 1993)

Minneapolis VA Health Care System

29

29

Perioperative Management of PTSD and EA

- No Society Guidelines
- Patient-Centered, Respectful
- Multidisciplinary

CONTINUING EDUCATION

Management of Emergence Delirium in Adult PTSD Patients: Recommendations for Practice

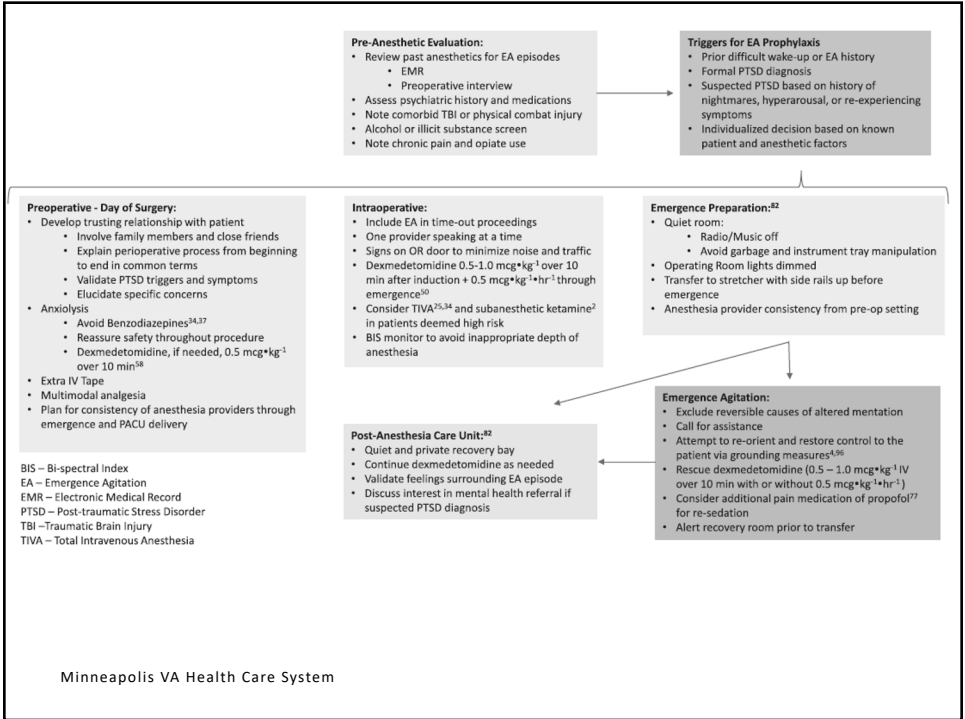
*Donnamarie Lovstrand, MSN, RN, CPAN, Steven Lovstrand, PhD,
COL Denise M. Beaumont, MSN, CRNA, MAJ Jonathan G. Yost, MSN, CRNA*

Posttraumatic Stress Disorder and Anesthesia Emergence

*Donnamarie Lovstrand, RN
MAJ P. Steven Phipps, CRNA, USAR
Steven Lovstrand, PhD*

Minneapolis VA Health Care System

30



31

Communication

- **Shame/stigma surrounding mental health**
- **Permission to discuss diagnosis**
 - Validate PTSD triggers and symptoms
- **Build Rapport**
 - Listening, empathy, understanding
 - Power of choice
 - Involve families
- **Explain perioperative process in lay terms**

Minneapolis VA Health Care System

32

32

Preoperative Anesthesia Evaluation

- Prior EA events
- Substance use
- Chronic pain
- PTSD hx assessment:
 - Dx: current or past hx
 - Triggers
 - Meds
 - SSRI, SNRI, MAOI, TCAs, Prazosin, Trazadone, Benzos

Minneapolis VA Health Care System

33

33

Preoperative – Anesthesia Plan

- Welcoming environment/offer warm blankets
- Anxiolysis
 - Reassure safety
 - Avoid benzos in “ED” (Lepouse 2006)
 - Consider dexmedetomidine 0.5 mcg/kg over 10 min. Bolus?
 - Extra IV tape
- Multimodal Analgesia
- Plan for consistent anesthesia provider

Minneapolis VA Health Care System

34

34

Intraoperative

- Include EA in time-out process
- Signs on OR to minimize noise and traffic
- BIS monitor for depth of anesthesia
- Dexmedetomidine:
 - Bolus 0.5 mcg/kg after induction
 - Infusion 0.5-1 mcg/kg/hr through emergence
 - In high-risk patients: TIVA? Ketamine?

Minneapolis VA Health Care System

35

35

Emergence

- **Preparation:**

- Minimize External Stimuli
 - Lights Dim
 - Radio off
 - Tray Breakdown paused
 - Transfer to gurney
 - Provider Consistency
- Arouse with calm voice

Exclude reversible causes



Suspected EA:

- Grounding measures
- Safety + call for help
- Avoid restraints
- Medications:
 - Precedex vs Propofol vs Fentanyl?
- Alert PACU
- Transfer when symptoms improve

Minneapolis VA Health Care System

36

Evidence for EA Prophylaxis

Adults!

- Dexmedetomidine
- Ketamine
- TIVA
- Depth of Anesthesia

Minneapolis VA Health Care System

37

Dexmedetomidine

Meta-Analysis > Drug Des Devel Ther. 2019 Aug 15;13:2853-2864.
doi: 10.2147/DDDT.S207016. eCollection 2019.

Effects of peri-operative intravenous administration of dexmedetomidine on emergence agitation after general anesthesia in adults: a meta-analysis of randomized controlled trials

Jian Zhang ^{# 1}, Yang Yu ^{# 1}, Shuai Miao ², Lu Liu ¹, Shuyuan Gan ¹, Xianhui Kang ¹, Shengmei Zhu ¹

- Alpha-2:alpha-1 receptor agonist (1620:1) (Scott Warren 2015)
- Lowered NE output from LC and spinal cord
 - Volatile excitation of LC mitigated by DEX (Yasui 2007)

Minneapolis VA Health Care System

38

38

Ketamine

Anesth Plant Surg (2018) 42:847-853
<https://doi.org/10.1007/s00266-018-1101-4>



ORIGINAL ARTICLE

PATIENT SAFETY

- Competitive NMDA Antagonist
- One adult study (Demir et al)
 - 20 min prior to procedure finish 0.5 mg/kg bolus IV
 - 54.3% EA vs 8.6% after extubation
 - 28.6% EA in PACU vs 0%
- PTSD
 - Used as an infusion for severe outpatient cases (Feder 2014)
 - Military medicine – peri-combat use protective of PTSD? (McGee 2014)

Prevention of Emergence Agitation with Ketamine in Rhinoplasty

Canser Yilmaz Demir¹ · Nureddin Yurkat²



Original Investigation

Efficacy of Intravenous Ketamine for Treatment of Chronic Posttraumatic Stress Disorder: A Randomized Clinical Trial

Adriana Feder, MD, Michael K. Parides, PhD, James W. Murrrough, MD, Andrew M. Perez, MD, Julia E. Morgan, BA, Shireen Saemra, MS-CPH, Katherine Kirkwood, MS, Marjorie Ann Het Rot, PhD, Kyle A. B. Lapadus, MD, PhD, Le-Ben Wan, MD, PhD, Dan Iodlescu, MD, Dennis S. Charney, MD

The Correlation Between Ketamine and Posttraumatic Stress Disorder in Burned Service Members

Laura L. McGhee, PhD, Christopher V. Maani, MD, Thomas H. Garza, BS, Kathryn M. Gaylord, PhD, and Ian H. Black, MD

Minneapolis VA Health Care System

39

Volatile versus TIVA

- Consensus in pediatrics is that volatile anesthesia increases risk
- 2 adult studies, ENT protective effect of TIVA
 - Talih 2020
 - Jo 2019

JAMA Otolaryngol Head Neck Surg. 2019 Feb; 145(2): 117–123.
Published online 2018 Nov 29. doi: [10.1001/jamaoto.2018.3097](https://doi.org/10.1001/jamaoto.2018.3097)

PMCID: PMC6440219
PMID: [30489620](https://pubmed.ncbi.nlm.nih.gov/30489620/)

Effect of Total Intravenous Anesthesia vs Volatile Induction With Maintenance Anesthesia on Emergence Agitation After Nasal Surgery
A Randomized Clinical Trial

[Jun-Young Jo](#), MD, MS,¹ [Kyeo-Woon Jung](#), MD, MS,¹ [Ha-Jung Kim](#), MD, PhD,¹ [Se-Ung Park](#), MD, MS,¹
[Hanwool Park](#), MD, PhD,¹ [Seungwoo Ku](#), MD, PhD,¹ and [Seong-Soo Choi](#), MD, PhD^{2,1}

Minneapolis VA Health Care System

40

40

Anesthesia Depth monitoring

- No Data on EA specifically
- Mixed data on POD/POCD
 - Earlier data favorable (Chan 2013)
 - Recent data: EEG guided anesthesia had no effect on postop delirium (Wildes 2019, ENGAGES RCT)
- But...
 - BIS-guided anesthetic protocols improved parameters and reduced PACU length of stay (Chiang 2018)
 - BIS-guided decrease in DEZ when Dex infusion used (Khagafy 2017)

Minneapolis VA Health Care System

41

Case Presentation Follow-up

- **PTSD History**
 - +Nightmares
 - +Triggers
 - “Fueling up my car”
 - “Feeling confined”
- **EA Protocol**
 - Pre-procedure Brief Proceedings
 - Positioned after induction
 - Pharmacologic Prophylaxis
 - Emergence Preparation
- **Smooth Emergence!**

Minneapolis VA Health Care System

42

42

Future Directions?

- PTSD and EA study at Minneapolis VA – will start soon!
 - Observational, No randomization to intervention
 - Predictors
 - Preoperative Mental Health Questionnaires
 - Chart Review Variables
 - Outcome: RASS Scale: (1) Emergence and (2) PACU

Minneapolis VA Health Care System

43

43

Acknowledgments

- Amr Waly MD, Chief of Anesthesia Houston VA
- Garrett Peterson CRNA
- Ioanna Apostolidou, MD
- Chris Erbes, PhD
- Richard Prielipp, MD
- Minneapolis VA team

References

- Wilson JT. Army anesthesia providers' perceptions of emergence delirium after general anesthesia in service members. *AANA J* 2013;81:433-40.
- Nguyen S, Pak M, Paoli D, Neff DF. Emergence Delirium With Post-traumatic Stress Disorder Among Military Veterans. *Cureus* 2016;8:e921.
- Lovstrand D, Lovstrand S, Beaumont DM, Yost JG. Management of Emergence Delirium in Adult PTSD Patients: Recommendations for Practice. *J Perianesth Nurs* 2017;32:356-66.
- Lovstrand D, Phipps S, Lovstrand S. Posttraumatic stress disorder and anesthesia emergence. *AANA J* 2013;81:199-203.
- McGuire JM. The incidence of and risk factors for emergence delirium in U.S. military combat veterans. *J Perianesth Nurs* 2012;27:236-45.
- Tolly B, Waly A, Peterson G, Erbes CR, Prielipp RC, Apostolidou I. Adult Emergence Agitation: A Veteran-Focused Narrative Review. *Anesth Analg*. 2021 Feb 1;132(2):353-364.
- Tolly B, Erbes CR, Apostolidou I. Posttraumatic stress disorder and anesthesia: Respect for the military veteran's mind. *J Clin Anesth*. 2021 Aug;71:110242.
- American Psychiatric Association. DSM-5 Task Force. (2013). *Diagnostic and statistical manual of mental disorders: DSM-5™* (5th ed.). American Psychiatric Publishing, Inc.
- El-Gabalawy R, Sommer JL, Pietrzak R, Edmondson D, Sareen J, Avidan MS, Jacobsohn E. Post-traumatic stress in the postoperative period: current status and future directions. *Can J Anaesth* 2019;66:1385-95.
- Edmondson D. An Enduring Somatic Threat Model of Posttraumatic Stress Disorder Due to Acute Life-Threatening Medical Events. *Soc Personal Psychol Compass* 2014;8:118-34.
- Kessler RC. *World Psychiatry*. 2014;13:265-274.
- Kilpatrick DG, et al. *J Trauma Stress*. 2013;26:537-547.
- Fulton JJ, et al. *J Anxiety Disord*. 2015;31:98-107.
- Kang HK, et al. *Am J Epidemiol*. 2003;157:141-148.
- Kulka RA, et al. New York, NY: Brunner/Mazel, 1990.
- Dohrenwend BP, et al. *Science*. 2006;313:979-982.
- Magruder K, et al. *Psychiatric Annals*. 2009;39:778-788
- Xue C. *PLoS One*. 2015;10:e0120270.
- Able ML. *Curr Psychiatry Rep*. 2019;21:58.
- Grieger TA. *Am J Psychiatry*. 2006;163:1777-1783; quiz 1860.
- Koren D. *Am J Psychiatry*. 2005;162:276-282.
- Richter JC. *Psychosomatics*. 2006;47:223-230.
- Yurgil KA. *JAMA Psychiatry*. 2014;71:149-157.
- Weathers FW. *Psychol Assess*. 2018;30:383-395.
- Bovin MJ. *Psychol Assess*. 2016;28:1379-1391.
- Arbisi PA. *Psychol Assess*. 2012;24:1034-1040

References

- Shalev A, Liberzon I, Marmar C. Post-Traumatic Stress Disorder. *N Engl J Med* 2017;376:2459.
- Bisson JJ, Cogrove S, Lewis C, Robert NP. Post-traumatic stress disorder. *Brj* 2015;351:h6161.
- Saraghi M, Golden LR, Hersb EV. Anesthetic Considerations for Patients on Antidepressant Therapy-Part I. *Anesth Prog* 2017;64:253-61.
- Saraghi M, Golden L, Hersb EV. Anesthetic Considerations for Patients on Antidepressant Therapy - Part II. *Anesth Prog* 2018;65:60-5.
- Peck T, Wong A, Norman E. Anaesthetic implications of psychoactive drugs. *BJA Education* 2010;10:177-81.
- Khachatryan D, Groll D, Booji L, Sepethy AA, Schatz CG. Prazosin for treating sleep disturbances in adults with posttraumatic stress disorder: a systematic review and meta-analysis of randomized controlled trials. *Gen Hosp Psychiatry* 2016;39:46-52.
- Hill S, Sikand H, Lee J. A case report of seizure induced by bupropion nasal insufflation. *Prim Care Companion J Clin Psychiatry* 2007;9:67-9.
- Gaina J, Rossetter SR, De RB, Nahhas RW, Welton RS. Benzodiazepines for PTSD: A Systematic Review and Meta-Analysis. *J Psychiatr Pract* 2015;21:281-303.
- Highland KB, Soumoff AA, Spinks EA, Kemezis PA, Backenmaier CC, 3rd. Ketamine Administration During Hospitalization Is Not Associated With Posttraumatic Stress Disorder Outcomes in Military Combat Casualties: A Matched Cohort Study. *Anesth Analg* 2019.
- McGhee LL, Maani CV, Garza TH, Slater TM, Petr LN, Fowler M. The intraoperative administration of ketamine to burned U.S. service members does not increase the incidence of post-traumatic stress disorder. *Mil Med* 2014;179:41-6.
- McGhee LL, Maani CV, Garza TH, Gaylord KM, Black IH. The correlation between ketamine and posttraumatic stress disorder in burned service members. *J Trauma* 2008;64:S195-8. Discussion S7-8.
- Feder A, Parides MK, Marmuth JW, Porez AM, Morgan JE, Saxena S, Kirkwood K, Ann Het Rot M, Lapidus KA, Wan LB, Isolfsson D, Charney DS. Efficacy of intravenous ketamine for treatment of chronic posttraumatic stress disorder: a randomized clinical trial. *JAMA Psychiatry* 2014;71:681-8.
- Rae Olmsted KL, Baroszka M, Mulvaney S, McLean B, Turabi A, Young R, Kim E, Vanderman-Peeler R, Morgan JK, Constantinescu O, Kane S, Nguyen C, Hirsch S, Munoz B, Wallace D, Crawford J, Lynch JH, White R, Walters BB. Effect of Stellate Ganglion Block Treatment on Posttraumatic Stress Disorder Symptoms: A Randomized Clinical Trial. *JAMA Psychiatry* 2019;1-9.
- Mulvaney SW, Lynch JH, Hickey MJ, Rahman-Rawlins T, Schroeder M, Kane S, Lipov E. Stellate ganglion block used to treat symptoms associated with combat-related post-traumatic stress disorder: a case series of 166 patients. *Mil Med* 2014;179:1133-40.
- Hanling SR, Hickey A, Lesnik L, Hackworth RJ, Stedje-Larsen E, Drastal CA, McLay RN. Stellate Ganglion Block for the Treatment of Posttraumatic Stress Disorder: A Randomized, Double-Blind, Controlled Trial. *Reg Anesth Pain Med* 2016;41:494-500.

References

- Group DAP/PTSD. VA/DoD Clinical Practice Guideline for the Management of Posttraumatic Stress Disorder and Acute Stress Disorder. 2017.
- Cephalad LA. *BMJ Surg* 2015;1574.
- Mosurewh NN. *Surgery*. 2019;165:261-262.
- Brozinski M, Marmar C, Cason B, Au S, Wallace A. Diagnosis of PTSD Is Associated with Increased 1- and 5-Year Mortality. *American Society of Anesthesiologists Annual Meeting Abstracts* 2009.
- M, B, Sharma C, Cason B, Au S, Wallace A. Preoperative Diagnosis of PTSD Is Associated with Increased Prevalence of Cardiac Risk Factors. *American Society of Anesthesiologists Annual Meeting Abstracts* 2009.
- Duo TK, Chu D, Springer J et al. *J Trauma Crit Care Surg*. 2010;18(06):610.
- Brozinski M, Marmar C, Cason B, Au S, Wallace A. *American Society of Anesthesiologists Annual Meeting Abstracts*. 2009.
- Wolfeck H, Herberg M, Silva S, Vacciano C. *AANA J*. 2014;82:288-292.
- Ruest I, Nishio I, Rabbette R, Roney D, Chandy H, Hernandez AV. *Psycholog opioid use after face arthroscopy in military veterans*. *Anesth Analg* 2014;119:454-9.
- Rappaport Y, Wajman LL, Chertsky AS. The effect of post-traumatic-stress-disorder on intra-operative analgesia in a veteran population during out-patient procedures carried out using rebulbar or topical anaesthesia: a retrospective study. *BMJ Ophthalmol* 2017;7:785.
- Brozinski M, Gregersen M, Schuch JG, Sawatzki R, Chen JW, Gauger G, Kaleraja J, Cason B. *Discharge against Medical Advice in Surgical Patients with Posttraumatic Stress Disorder: A Case Report Series Illustrating Unique Challenges*. *Cas Rep Anesthesiol* 2017;2017:2604907.
- American Psychiatric Association. *Diagnostic and statistical manual of mental disorders, 5th ed.* Arlington, VA: American Psychiatric Publishing; 2013.
- Chen JW, Gauger G, Sawatzki R, Schuch JG, Sawatzki R, Gauger G. *PS: An update on postoperative delirium: clinical features, neuro-pathogenesis, and postoperative management*. *Crit Care Med* 2019;47:1000-1005.
- McLain J, Janusz J, Hemphill L, Dunn KS. Development of an amygdala-centric neurocircuitry-reactive aggression theoretical model of repressive delirium in posttraumatic stress disorder: an integrative literature review. *AANA J* 2018;81:379-84.
- Shin LM, Liberzon I. The neurocircuitry of fear, stress, and anxiety disorders. *Neurophysiopharmacology* 2010;25:169-91.
- Shenoi R, Neuroff CB. Post-traumatic stress disorder: the neurobiological impact of psychological trauma. *Dialogues Clin Neurosci* 2011;13:263-78.
- Shin LM, Rauch SL, Pitman RK. Amygdala, medial prefrontal cortex, and hippocampal function in PTSD. *Ann NY Acad Sci* 2006;1071:67-79.
- Hughes RC, Shin LM. Functional neuroimaging studies of post-traumatic stress disorder. *Expert Rev Neurother* 2011;11:275-85.
- Liberzon I, Taylor SF, Anderson R, Jung TD, Charney D, Liberzon I, Minoshima S, Koeppe RA, Fig LM. Brain activation in PTSD in response to trauma-related stimuli. *Biol Psychiatry* 1999;45:817-26.
- Gavin TV, Shenoi ME, Hokama H, Ota H, Lanku NI, Gilbertson MW, Orr SP, Keane T, Jaker FA, McCarley RW, Pitman RK. Magnetic resonance imaging study of hippocampal volume in chronic, combat-related posttraumatic stress disorder. *Biol Psychiatry* 1996;40:1094-9.
- Dahlbom DL, Rainwater AJ, Spooner E, Calhoun M. Injury severity, prior trauma history, urinary cortisol levels, and acute PTSD in motor-vehicle accident victims. *J Anxiety Disord* 2003;17:149-64.
- Southwick SM, Bremner JD, Rasmusson A, Morgan CA, 3rd, Amaten A, Charney DS. Role of norepinephrine in the pathophysiology and treatment of posttraumatic stress disorder. *Biol Psychiatry* 1999;46:1192-204.
- de Quervain DF. Glucocorticoid-induced reduction of traumatic memories: implications for the treatment of PTSD. *Prog Brain Res* 2008;167:239-47.
- Kaloupek B, Adara TG, Southwick S, Abakillah CG, Keysal JH. Posttraumatic Stress Disorder: an integrated overview and neurobiological rationale for pharmacology. *Clin Psychol (New York)* 2017;24:261-97.
- Milam AJ, Resler KJ. Fear conditioning, synaptic plasticity and the amygdala: implications for posttraumatic stress disorder. *Trends Neurosci* 2002;25:25-35.
- Charney DS. Psychobiological mechanisms of resilience and vulnerability: implications for successful adaptation to extreme stress. *Am J Psychiatry* 2004;161:185-216.

References

- Levine AB, Levine LM, Levine TB. Posttraumatic stress disorder and cardiovascular disease. *Cardiology*. 2014;127:1-9.
- Gaerem, M., von Kanel, R. Myocardial infarction and post-traumatic stress disorder: frequency, outcome, and pathogenic mechanisms. *Har J Cardiovasc Prev Rehabil* 2006;13:165-72.
- Coughlin SS. Post-traumatic Stress Disorder and Cardiovascular Disease. *Open Cardiovasc Med J* 2011;5:164-70.
- Friedlander AH, Rosenbluth SC, Lee UK, Chang T, Gaze BH, Zisler MR. The Importance of Recognizing an Association Between Obstructive Sleep Apnea and Post-Traumatic Stress Disorder. *J Oral Maxillofac Surg* 2018;76:2251-3.
- Yonakian JM, Daghajani F, Schutte SL. Posttraumatic stress disorder and obstructive sleep apnea syndrome. *Psychosomatics* 1998;39:168-71.
- Lettieri CJ, Williams SG. The PTSD-OSA Paradigm: They Are Commonly Associated and They Worsen Outcomes, but Treatment Nonadherence Is Common and the Therapeutic Effect Limited. What Are Clinicians To Do? *J Clin Sleep Med* 2017;13:5-6.
- Kirby AC, Herzigberg JP, Gallo CJ, Yarns B, Dennis MF, McDonald SD, Carlson PS, Beckham JC. Smoking in help-seeking veterans with PTSD returning from Afghanistan and Iraq. *Addict Behav* 2008;33:1448-53.
- Atsumi TE, Hlavins A, Wang MB. Chronic obstructive lung disease and posttraumatic stress disorder: current perspectives. *Int J Chron Obstr Pulmon Dis* 2015;10:2219-33.
- Loguano A, Oehler MC, Bellizzi G. A Systematic Review and Meta-analysis on PTSD Following TBI Among Military/Veteran and Civilian Populations. *J Head Trauma Rehabil* 2019.
- Carlson KF, Kelle SM, Min LA, Geier N, Mecknold R, Rako L, Soper NA, Drobosch SK, Witt TI. Prevalence, assessment, and nature of mild traumatic brain injury and posttraumatic stress disorder: a systematic review of the evidence. *J Head Trauma Rehabil* 2011;26:103-15.
- Lev HL, Ota JD, Tan C, Kerns RD, Clark ME, Giblin DV. Prevalence of chronic pain, posttraumatic stress disorder, and persistent postconcussive symptoms in OEF/OIF veterans: polytrauma clinical trial. *J Rehabil Res Dev* 2009;46:697-702.
- Billey DM, Wagner RP, Naylor J, Bruce M, Lam I, Sallee M, Kainerd NA, Drogan TB. Chronic Pain, TBI, and PTSD in Military Veterans: A Link to Suicidal Ideation and Violent Impulses? *J Pain* 2018;19:797-806.
- Heldt JA, Gandhi SD, Ajpal Z, Patterson KM, Byrne AJ, Warbler DC, Pugh PS. History of post-traumatic stress disorder is associated with impaired neuro-psychiatric performance after coronary artery surgery. *J Cardiovasc Med* 2002;24:944-8.
- Poppo M, Sher L, Serraf G, Forte A, Immanuel M, Domici G, Lester D, Amore M, Girardi P. Posttraumatic stress disorder and suicide risk among veterans: a literature review. *J Nerv Ment Dis* 2013;201:802-12.
- Jainpaul M, Cook J, Inel Z, Fortuna A, Rosebeck R, McFall M. Posttraumatic stress disorder as a risk factor for suicidal ideation in Iraq and Afghanistan War veterans. *J Trauma Stress* 2009;22:303-6.
- Leisen M, Pagan J, Soren J, Rubin JM. The use of alcohol and drugs to self-medicate symptoms of posttraumatic stress disorder. *Depression and Anxiety* 2010;27:731-6.
- Menik J, Bosen SS, Anon ER, Jackson KM, Bosen B. Medical versus Recreational Cannabis Use among Returning Veterans. *Tandem Issues Psychol Sci* 2018;6:520.
- Kelley M, Bono AJ, Viana VR, Stein E, Rehm JC, Witkiewitz K. Opioid and sedative misuse among veterans wounded in combat. *Addict Behav* 2019;92:168-72.
- Hakson TJ, Painter JT, Martin BC, Aasen MA, Williams JS, Forney JC, Sullivan MJ, Edlund MJ. Pharmacoeconomic analysis of opioid use among OEF/OIF/OND veterans. *Pain* 2017;158:1059-65.
- Copeland LA, Zohar JE, Pugh MI, Mervenson EM, Rostrop M, Lawrence VA. Posttraumatic complications in the seriously mentally ill: a systematic review of the literature. *Ann Surg* 2008;248:31-8.
- Dao TK, Chu D, Springer J, Gopalak RR, Mendez DS, Anderson T, Hart E, Nguyen Q. Clinical depression, posttraumatic stress disorder, and comorbid depression and posttraumatic stress disorder as risk factors for in-hospital mortality after coronary artery bypass grafting surgery. *J Thorac Cardiovasc Surg* 2016;149:696-101.
- Whitford JK, Harberg M, Silva S, Vachon C. Effect of elective surgery on subjective health in veterans with chronic posttraumatic stress disorder. *ANNA J* 2014;42:285-92.
- Boscaino JA. A prospective study of PTSD and early-age heart disease mortality among Vietnam veterans: implications for surveillance and prevention. *Psychosom Med* 2008;70:68-76.
- Boscaino JA. Posttraumatic stress disorder and mortality among U.S. Army veterans 30 years after military service. *Ann Epidemiol* 2006;16:248-56.
- Bosni D, Mikhovsk JR, Hernandez-Bassant T, Eisenberg D. Post-traumatic stress disorder (PTSD) is not a contraindication to genetic bypass in veterans with metabolic obesity. *Surg Endosc* 2010;24:1892-7.
- Rozet L, Naha J, Reiffenre R, Rottner D, Chensky H, Hernandez AV. Prolonged-opioid use after knee arthroscopy in military veterans. *Anesth Analg* 2014;119:644-9.
- Rappaport V, Wajsbom LL, Chensky AS. The effect of post-traumatic-stress-disorder on intra-operative analgesia in a veteran population during contrast procedures carried out using retrobulbar or topical anesthesia: a retrospective study. *BMJ Ophthalmol* 2017;7:185.
- Bocconaldi M, Engstrom M, Schuch LG, Sawatzki R, Chen JW, Gauger G, Kikarja J, Cason B. Discharge against Medical Advice in Surgical Patients with Posttraumatic Stress Disorder: A Case Report Series Illustrating Unique Challenges. *Case Rep Anesthesiol* 2017;2017:3062907.